

PRODUCT  
CATALOGUE

## **PRODUCT GROUPS**



**CONTAINERS**



**CONTAINER SPARE PARTS**



**SMALL MOUNTED EQUIPMENT**



**MOUNTED EQUIPMENT FOR  
AGRICULTURAL MACHINERY**



**DISK HARROW WEARING PARTS**



**WEARING PARTS FOR PLOUGHS**



**WEARING PARTS FOR HARVESTER  
WORKING BODIES**



**WEARING PARTS FOR  
CULTIVATORS**



**WEARING PARTS FOR MILLING  
MACHINES**



**SNOW PLOUGHS**



## ***CONTAINERS***

Part №	Tipper			
	Original Part №	Item name	Item description	
Designed for trucks - type trailer.				
KM G-01		Tipper Standart 65 m³	L = 13 600 mm. B = 2 300 mm. H = 2 100 mm.	
KM G-02		Tipper Standart 55 m³	L = 10 200 mm. B = 2 300 mm. H = 2 100 mm.	
KM G-01 D		Tipper DOMEX 65 m³	L = 13 600 mm. B = 2 300 mm. H = 2 100 mm.	
KM G-01 D		Tipper DOMEX 55 m³	L = 10 200 mm. B = 2 307 mm. H = 2 350 mm.	
KM G-01 H		Tipper HARDOX 65 m³	L = 13 600 mm. B = 2 300 mm. H = 2 100 mm.	
KM G-02 H		Tipper HARDOX 55 m³	L = 10 200 mm. B = 2 307 mm. H = 2 350 mm.	



Part №:	Tipper			
	Original Part №:	Item name	Item description	
Designed for trucks - type trailer.				
G S 40 136 D		Tipper DOMEX 29 m <sup>3</sup>	L = 9 750 mm. B = 2 500 mm. H = 1 650 mm.	
Part №:	CONTAINER FOR WOOD			
	Original Part №:	Item name	Item description	
Designed for transporting tree logs.				
KMD-01		Container for wood 30 m <sup>3</sup>	L = 6 000 mm. B = 2 500 mm. H = 2 000 mm.	
K.PL 7025		Container for wood 26 m <sup>3</sup>	L = 7 000 mm. B = 2 500 mm. H = 1 500 mm.	
Part №:	MULTI LIFT CONTAINER - PLATFORM			
	Original Part №:	Item name	Item description	
Designed for transportation of various loads. Equipped with opening rear and side panels.				
KM 69 25 5		Multi lift container - platform 7 m <sup>3</sup>	L = 6 900 mm. B = 2 500 mm. H = 500 mm.	
Part №:	CONTAINER DRYER			
	Original Part №:	Item name	Item description	
Designed for drying and transporting of various types of agricultural crops, wood and others.				
KM.S 6018		Container dryer 21 m <sup>3</sup>	L = 6 020 mm. B = 2 350 mm. H = 1 800 mm.	
KM.S 6022		Container dryer 30 m <sup>3</sup>	L = 6 000 mm. B = 2 300 mm. H = 2 200 mm.	
KM.S 6023		Container dryer 35 m <sup>3</sup>	L = 6 500 mm. B = 2 300 mm. H = 2 400 mm.	

Part №	CONTAINER DRYER			
	Original Part №	Item name	Item description	
Designed for drying and transporting of various types of agricultural crops, wood and others.				
KM.S 72 22		Container dryer 39 m <sup>3</sup>	L = 7 200 mm. B = 2 250 mm. H = 2 400 mm.	
Part №	MULTI LIFT CONTAINER			
	Original Part №	Item name	Item description	
Stores and transports grain, metals and various loads. Simple operation, high capacity, easy loading and unloading.				
K.M 5223		Multi lift container 24 m <sup>3</sup>	L = 5 230 mm. B = 2 500 mm. H = 2 330 mm.	
K.M 6023		Multi lift container 30 m <sup>3</sup>	L = 6 000 mm. B = 2 200 mm. H = 2 300 mm.	
K.M 6522		Multi lift container 35 m <sup>3</sup>	L = 6 500 mm. B = 2 250 mm. H = 2 240 mm.	
K.M 7227		Multi lift container 40 m <sup>3</sup>	L = 7 230 mm. B = 2 500 mm. H = 2 730 mm.	
K.M.O 6021		Multi lift container-opened DOMEX 30 m <sup>3</sup>	L = 5 230 mm. B = 2 500 mm. H = 2 330 mm.	
K.M.O 6023		Multi lift container-opened HARDOX 30 m <sup>3</sup>	L = 6 000 mm. B = 2 200 mm. H = 2 300 mm.	

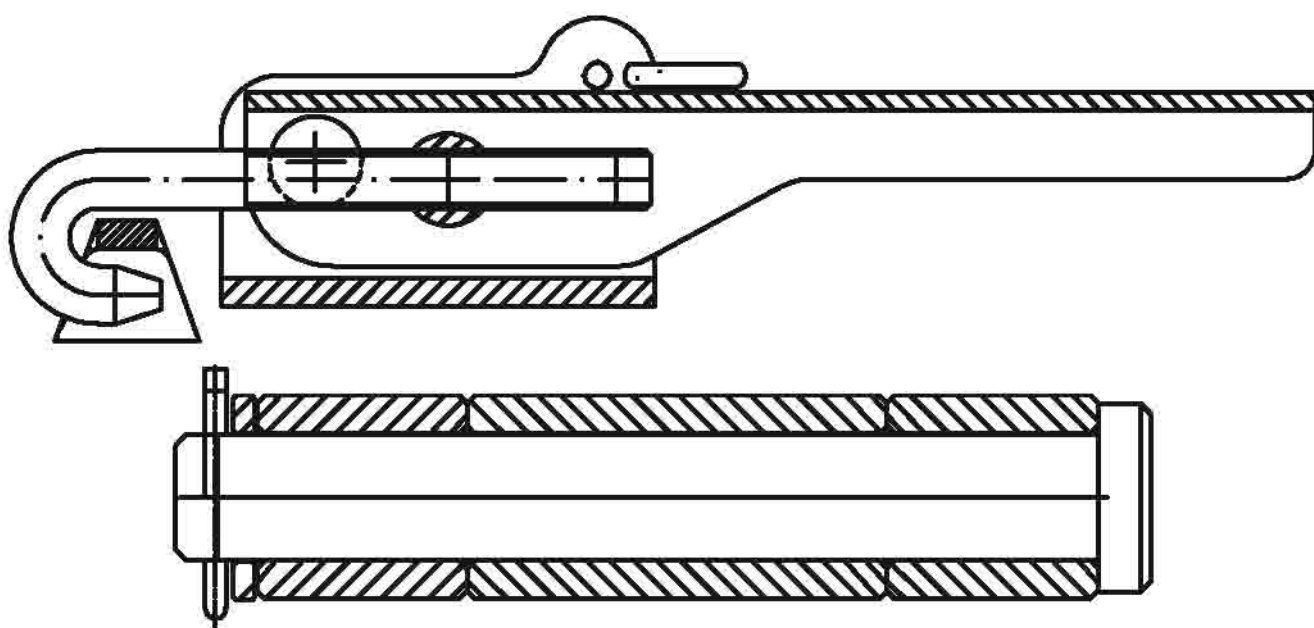
Part №	MULTI LIFT CONTAINER			
	Original Part №	Item name	Item description	
Stores and transports grain, metals and various loads. Simple operation, high capacity, easy loading and unloading.				
K.M 7227		Multi lift container with doors 40 m³	L = 7 230 mm. B = 2 500 mm. H = 2 730 mm.	
Part №	LIFT DUMPER CONTAINERS			
	Original Part №	Item name	Item description	
Designed for collection and transportation of metal, constructional and household waste.				
LD.2-735		Lift dumper container 2 m³ open asymmetrical	L = 2 100 mm. B = 1 225 mm. H = 1 020 mm.	
LD.5.5-720-1		Lift dumper container 5.5 m³ open asymmetrical	L = 3 000 mm. B = 1 720 mm. H = 1 250 mm.	
LD.A 7-720-1		Lift dumper container 7 m³ open asymmetrical	L = 3 500 mm. B = 1 720 mm. H = 1 500 mm.	
LD.A 12-720-1		Lift dumper container 10 m³ open asymmetrical	L = 4 000 mm. B = 1 720 mm. H = 2 000 mm.	
LD.A 12-720-1		Lift dumper container 12 m³ open asymmetrical	L = 4 290 mm. B = 1 720 mm. H = 2 000 mm.	
LD.C 7-720-1		Lift dumper container 7 m³ symmetrical with lids	L = 3 740 mm. B = 1 720 mm. H = 1 500 mm.	



Part №	LIFT DUMPER CONTAINERS			
	Original Part №	Item name	Item description	
Designed for collection and transportation of metal, constructional and household waste.				
LD.S 10-720-1		Lift dumper container 10 m³ symmetrical with lids	L = 4 000 mm. B = 1 720 mm. H = 2 000 mm.	
LD.S 12-720-1		Lift dumper container 12 m³ symmetrical with lids	L = 4 290 mm. B = 1 720 mm. H = 2 000 mm.	
LD.5.5-720		Lift dumper container 5.5 m³ open asymmetrical	L = 3 150 mm. B = 1 840 mm. H = 1 256 mm.	
LD.ASKD 7 m³		Lift dumper container 7 m³ asymmetrical with rolling top	L = 3 620 mm. B = 1 840 mm. H = 1 406 mm.	
Part №	MULTILIFT MOBILE			
	Original Part №	Item name	Item description	
Processes and ships waste and cargo. Equipped with a hydraulic system for extrusion.				
K.PR 01.00.00		Multilift Mobile 10 m³	L = 2 730 mm. B = 2 400 mm. H = 2 300 mm.	
K.PR 04.00.00		Multilift Mobile 22 m³	L = 6 600 mm. B = 2 500 mm. H = 2 600 mm.	
K.PR 05.00.00		Multilift Mobile 26 m³	L = 7 300 mm. B = 2 500 mm. H = 2 800 mm.	

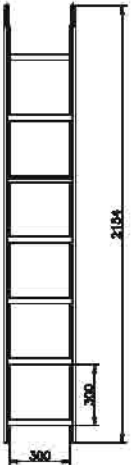
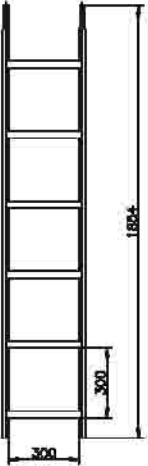
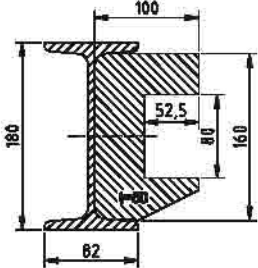
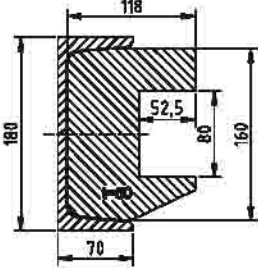


Part №	SELF-UNLOADING PALLET			
	Original Part №	Item name	Item description	
Designed for storage and transportation of bulk loads: construction materials, scrap, shavings, etc.				
P.SMP.01.00		Self- unloading pallet 1 m³	L = 130 mm. B = 100 mm. H = 100 mm.	
Part №	PALLET			
	Original Part №	Item name	Item description	
Designed for storage and transportation of bulk loads: construction materials, scrap, shavings, etc.				
P 6.5 m³		Pallet 6.5 m³	L = 3 100 mm. B = 2 110 mm. H = 1 700 mm.	
Ps05		Forklift Pallet Asymmetrical 0.5 m³	L = 1000 mm. B = 1500 mm. H = 400 mm.	
PAS05		Forklift Pallet 0.5 m³	L = 800 mm. B = 1500 mm. H = 500 mm.	
Part №	FORKLIFT BUCKET			
	Original Part №	Item name	Item description	
MK 1.5		Forklift Bucket	L = 3 100 mm. B = 1 000 mm. H = 500 mm.	

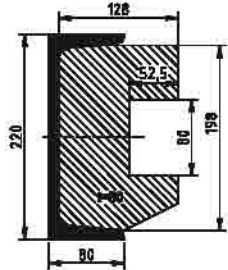

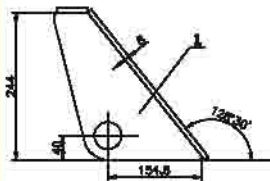
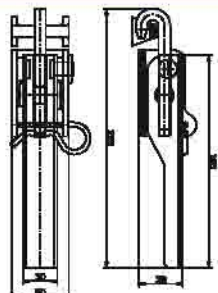

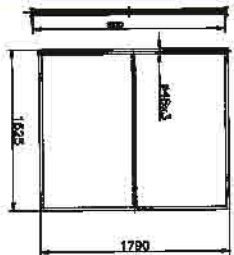



***CONTAINERS SPARE PARTS***



Part No	CONTAINERS SPARE PARTS			
	Original Part No	Item name	Item description	
700-0000-7		Ladder	Height 2 500mm.	
700-0000-8		Ladder	Height 2 000mm.	
700-0000-9		Locking mechanism	Locking mechanism for IPN 180	
700-0000-10		Locking mechanism	Locking mechanism for UPN 180	

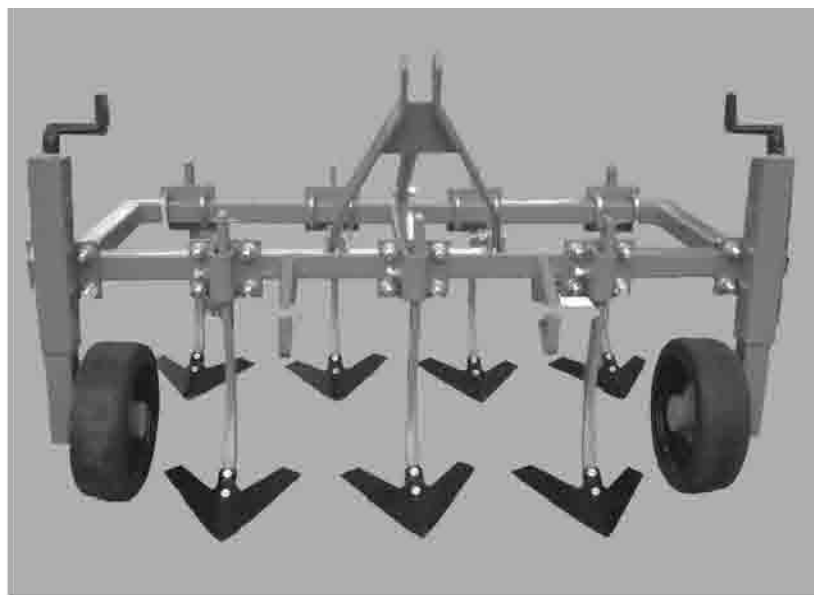



Part No	CONTAINERS SPARE PARTS			
	Original Part No	Item name	Item description	
700-0000-11		Locking mechanism	Locking mechanism for UPN 220	
712-0000-1		Spring Mechanism	Spring Mechanism for Lift dumper container	
712-0000-2		Bearing Gear	Bearing Gear for Lift dumper container	
712-0000-3		Locking mechanism	Locking mechanism for Lift dumper container Lid	
712-0000-4		Rolling Lid	Rolling lid for Asymetrical 7m <sup>3</sup> Lift Dumper container	
712-0000-5		Rolling Lid	Lid For Symetrical Lift Dumper container	







## ***SMALL MOUNTED EQUIPMENT***

Part №	MOTOBLOCK FURROWER			
	Original Part №	Item name	Item description	
Small mounted equipment.				
BMK01		Motoblock Furrower	Working width, from 45 to 70 cm., tillage depth, up to 15 cm., Combines with: MB-5, ITM-506S, MT3-05K	
Part №	MOTOBLOCK POTATO DIGGER			
	Original Part №	Item name	Item description	
Small mounted equipment.				
KFV.01.00.00		Motoblock Potato digger	Working width: - 370 mm. Working depth: - 200 mm.	
Part №	MOTOBLOCK CULTIVATOR			
	Original Part №	Item name	Item description	
Small mounted equipment.				
KMK01		Motoblock cultivator	Working width, from 32 to 52 cm., tillage depth from 6 to 14 cm., Combines with: MB-5, ITM-506S, ITN-506, MT3-05K	
Part №	ПЛУГ ЕДНОКОРПУСЕН ЗА МОТОБЛОК			
	Original Part №	Item name	Item description	
Small mounted equipment.				
PMK015F		Motoblock ploughs	Working width from 20 cm., Working depth 17 cm., Combines with: ITN-506S, ITM-506	



***SMALL MOUNTED EQUIPMENT FOR AGRICULTURAL MACHINERY***



Part №	Y-SHAPED DISK HARROW			
	Original Part №	Item name	Item description	
Designed for fast, shallow and intensively displacing tillage of different types of soils. Equipped with serrated discs on the front and smooth on the back.				
DB 2,4m/00 00 00 00 V		V-shaped disk harrow 2,4 m	Disk harrow disks - 26 Working width - up to 2,5 m. Working angle - 5° to 35° Dimensions in transportating position: Width - 250 cm. Heigh - 140 cm. Lenght - 510 cm.	
DB 2,8m/00 00 00 00 V		V-shaped disk harrow 2,8 m	Disk harrow disks - 28 Working width - up to 2,8 m. Working angle - 5° to 35° Dimensions in transportating position: Width - 330 cm. Heigh - 140 cm. Lenght - 510 cm.	
DB 3,2m/00 00 00 00 V		V-shaped disk harrow 3,2 m	Disk harrow disks - 32 Working width - up to 3,2 m. Working angle - 5° to 35° Dimensions in transportating position: Width - 370 cm. Heigh- 140 cm. Lenght - 510 cm.	
DB 4m/00 00 00 00 V		V-shaped disk harrow 4 m.	Disk harrow disks - 40 Working width - up to 4 m. Working angle - 5° to 35° Dimensions in transportating position: Width - 450 cm. Heigh - 140 cm. Lenght - 510 cm.	

# **X-SHAPED DISK HARROW**

**Part №**

**Original Part №**

**Item name**

**Item description**

**Designed for fast, shallow and intensively displacing tillage of different types of soils.  
Equipped with serrated discs on the front and smooth on the back.**

**DB 5m/00 00 00 00 X**

**X-shaped disk harrow  
5 m**

Disk harrow disks - 48  
Working width - up to 5 m.  
Working angle - 5° to 35°  
Dimensions in transportating position:  
Width - 228 cm.  
Heigh - 150 cm.  
Lenght - 976 cm.



**BD 5,5m/00 00 00 00 X**

**X-shaped disk harrow  
5,5 m**

Disk harrow disks - 52  
Working width - up to 5,5 m.  
Working angle - 5° to 35°  
Dimensions in transportating position:  
Width - 228 cm.  
Heigh - 150 cm.  
Lenght - 990 cm.



**DB 6m/00 00 00 00 X**

**X-shaped disk harrow  
6 m**

Disk harrow disks - 56  
Working width - up to 6 m.  
Working angle - 5° to 35°  
Dimensions in transportating position:  
Width - 228 cm.  
Heigh - 150 cm.  
Lenght - 1 010 cm..







**DB 7m/00 00 00 00 X**








**X-shaped disk harrow  
7 m**

Disk harrow disks - 68  
Working width - up to 7 m.  
Working angle - 5° to 35°  
Dimensions in transportating position:  
Width - 228 cm.  
Heigh - 150 cm.  
Lenght - 1 080 cm.














Part №	SECTIONAL CULTIVATORS FOR DRILL TILLAGE			
	Original Part №	Item name	Item description	
Designed for cultivation and tillage of drill crops. Option to regulate the space and the protection zone.				
KS-3		Sectional cultivators for drill tillage	Sections - 3 Working angle- 200 cm. Dimensions: Width - 181 cm. Heigh - 110 cm. Lenght - 130 cm.	
KS-5		Sectional cultivators for drill tillage	Sections - 5 Working angle- 340 cm. Dimensions: Width - 300 cm. Heigh - 110 cm. Lenght - 130 cm.	
KS-7		Sectional cultivators for drill tillage	Sections - 7 Working angle- 480 cm. Dimensions: Width - 450 cm. Heigh - 110 cm. Lenght - 130 cm.	
KS-9		Sectional cultivators for drill tillage	Sections - 9 Working angle- 620 cm. Dimensions: Width - 600 cm. Heigh - 110 cm. Lenght - 130 cm.	




Part №	CULTIVATORS FOR COMBINED TILLAGE OF THE SOIL			
	Original Part №	Item name	Item description	
Designed for pre-sowing cultivation of the soil. Adjustment the depth of tillage.				
KsO 1,3		Cultivators for combined tillage of the soil	Clearance - 1,3 m. Working depth - up to 0,15 m.	
KSO 1,4		Cultivators for combined tillage of the soil	Clearance - 1,4 m. Working depth - up to 0,15 m.	
KSO 1,6		Cultivators for combined tillage of the soil	Clearance - 1,6 m. Working depth - up to 0,15 m.	
KSO 1,8		Cultivators for combined tillage of the soil	Clearance - 1,8 m. Working depth - up to 0,15 m.	
Part №	PLOWS - MOUNTED AND TRAILED			
	Original Part №	Item name	Item description	
Designed for land cultivation by deep plowing				
PN2x18K	Pn2x18K	Mounted ploughs 2x18	Plough bodies- 2 Working with of plough body - 18 cm. Working depth - 12 cm. Working width - 36 cm.	
PN2x20K	Pn2x20K	Mounted ploughs 2x20	Plough bodies- 2 Working with of plough body - 20 cm. Working depth - 15 cm. Working width - 40 cm.	
PN2x25K	PN2x25K	Mounted ploughs 2x25	Plough bodies- 2 Working with of plough body - 25 cm. Working depth - 20 cm. Working width - 50 cm.	

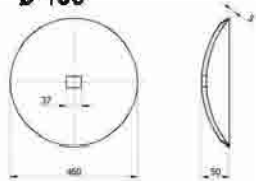

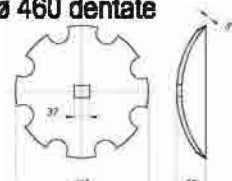

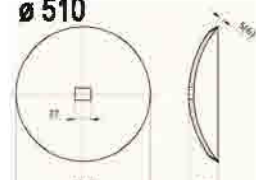

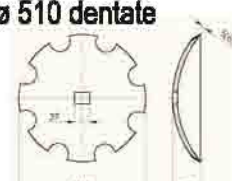



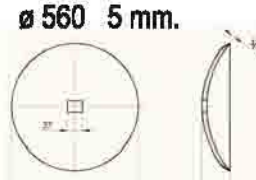





Part №	PLOWS - MOUNTED AND TRAILED			
	Original Part №	Item name	Item description	
Designed for land cultivation by deep plowing				
PN3x18	PN3X18	Mounted ploughs 3x18	Plough bodies - 3 Working with of plough body - 18 cm. Working depth - 12 cm. Working width - 54 cm.	
PN3X20	PN3X20	Mounted ploughs 3x20	Plough bodies - 3 Working with of plough body - 20 cm. Working depth - 15 cm. Working width - 60 cm.	
PN3X25	PN3X25	Mounted ploughs 3x25	Plough bodies - 3 Working with of plough body - 25 cm. Working depth - 20 cm. Working width - 75 cm.	
PN4x25M	PN4x25M	Mounted ploughs 4x25	Plough bodies - 4 Working with of plough body - 25 cm. Working depth - 20 cm. Working width - 100 cm.	
PN5X35	PN5X35	Mounted ploughs 5x35	Plough bodies - 5 Working with of plough body - 35 cm. Working depth - 27 cm. Working width - 175 cm.	
Part №	REVERSABLE PLOUGH			
	Original Part №	Item name	Item description	
Designed for tillage agriculture in different soils after grasses and technical plants				
PO1x25M PO1x25A		Single Body Reversible Plough Manual Hydraulic	Plough bodies - 1 Left + 1 Right Working width of plough bodies - 25 + 45 cm. Working depth 25 cm. Working Width 25 cm.	

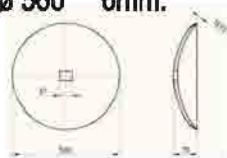


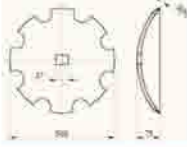








Part №	REVERSABLE PLOUGH			
	Original Part №	Item name	Item description	
Designed for tillage agriculture in different soils after grains and technical plants				
PO1x35M PO1x35A		Single Body Reversible Plough Manual Hydraulic	Plough bodies - 1 Left + 1 Right Working width of plough bodies - 35cm Working depth 25 cm. Working Width 35 cm.	
PO5x45		Five Body Reversible Plough	Plough bodies - 5 Left + 5 Right Working width of plough bodies 25 ÷ 45 cm. Working depth up to 30cm Working Width 125 ÷ 225 cm.	
Part №	CHASSIS FOR HARVESTER HEADER			
	Original Part №	Item name	Item description	
K.Z.H PM-01		Chassis for Harvester Header	Chassis for Harvester Header for sunflower L = 9 020 mm. B = 2 500 mm. H = 1 050 mm.	
Part №	CHASSIS FOR FURTELIZER SPREADER			
	Original Part №	Item name	Item description	
K.T.B 01.00		Chassis for Furtelizer Spreader	Chassis for Furtelizer Spreader L = 4 000 mm. B = 2 560 mm.	
Part №	ROLLER 4.5 m.			
	Original Part №	Item name	Item description	
VVSS-4,5-00		Roller 4.5 m	Used for rolling following seeding L = 4 500 mm.	





***DISK HARROW WEARING PARTS***

Part №	DISKS			
	Original Part №	Item name	Item description	
Disk harrow wearing parts.				
D F460		Disk	<b>ø 460</b> 	
D F460N		Disk	<b>ø 460 dentate</b> 	
D F510		Disk	<b>ø 510</b> 	
D F510H		Disk	<b>ø 510 dentate</b> 	
D F560		Disk	<b>ø 560</b> 	
D F560		Disk	<b>ø 560 5 mm.</b> 	
D F560-5mm		Disk	<b>ø 560 5,5 mm.</b> 	



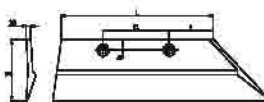
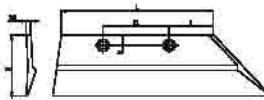
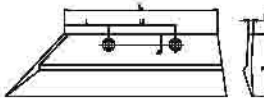
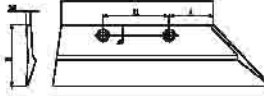
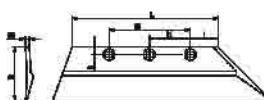
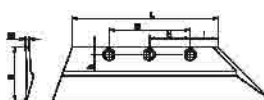
Part №	DISKS			
	Original Part №	Item name	Item description	
Disk harrow wearing parts.				
D F560-6mm		Disk	ø 560 6mm. 	
D F560N		Disk	ø 560 dentate	
D F560N-5mm		Disk	ø 560 dentate 5mm. 	
D F560N-5.5mm		Disk	ø 560 dentate 5,5mm.	
D F560N-6mm		Disk	ø 560 dentate 6mm. 	
D F610		Disk	ø 610 6 mm.	
D F 610N-6mm		Disk	ø 610 dentate 6mm.	
314-0001		Rod piece	For Disc Harrow, Header etc.	
316-0001		Disc Cleaner	For Disc Harrow	

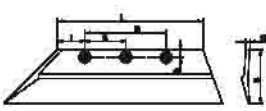
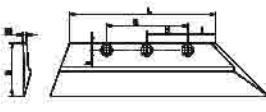
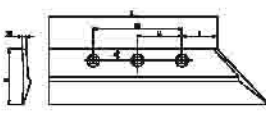
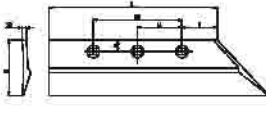
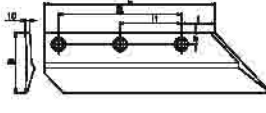





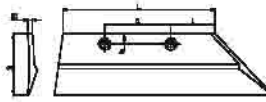
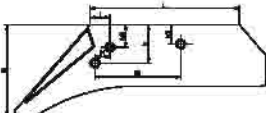
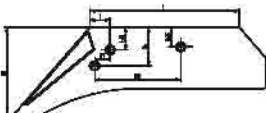
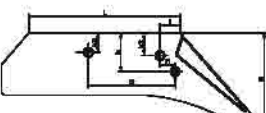
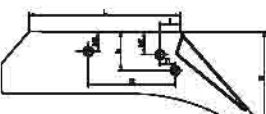
***WEARING PARTS FOR PLOUGHS***

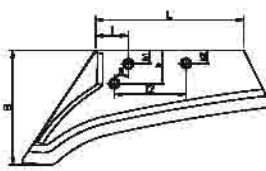
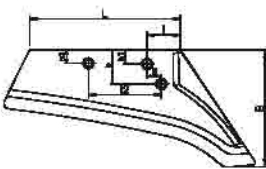
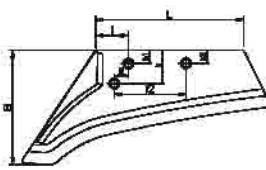


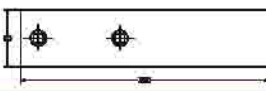
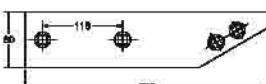
Part №	MOULD BOARDS			
	Original Part №	Item name	Item description	
Wearing parts for ploughs				
D190		Mould board	D190	
D190A		Mould board	component D190A	
D528		Mould board	D528	
D462		Mould board	D462	
D.O PTx45		Mould board	for PTx45	
D.O.U 00.00.01		Mould board	Compatible with "Unlu"	
PLM 06.00.00.03		Mould board	Left PLM	
PLM 07.00.00.03		Mould board	Right PLM	
D190A-1		Mould board segment	D190A	
D.O PTx45-1		Mould board segment	for PTx45	
112-0021		Share	For Plough Body	


Part №	PLOWSHARE			
	Original Part №	Item name	Item description	
Wearing parts for ploughs				
L.D529		Plowshare	Plowshare D529 L = 310 mm. B = 125 mm. ℓ1 = 135 mm. ℓ2 = - ℓ = 90 mm. b = 22 mm.	
L.D529 H		Plowshare	Plowshare D529H L = 310 mm. B = 125 mm. ℓ1 = 135 mm. ℓ2 = - ℓ = 90 mm. b = 22 mm.	
L.D529 NL		Plowshare	Plowshare D529H left L = 310 mm. B = 125 mm. ℓ1 = 135 mm. ℓ2 = - ℓ = 90 mm. b = 22 mm.	
L.D 529 N DS		Plowshare	Plowshare cutter D529DS L = 310 mm. B = 125 mm. ℓ1 = 135 mm. ℓ2 = - ℓ = 90 mm. b = 22 mm.	
L.D 191		Plowshare	Plowshare D191 L = 405 mm. B = 125 mm. ℓ1 = 115 mm. ℓ2 = 250 ℓ = 98 mm. b = 26 mm.	
L.D 191 H		Plowshare	Plowshare D191H L = 405 mm. B = 125 mm. ℓ1 = 115 mm. ℓ2 =250 ℓ = 98 mm. b = 26 mm.	

Part №	PLOWSHARE			
	Original Part №	Item name	Item description	
Wearing parts for ploughs				
L.D191 NL		Plowshare	Plowshare D191N left L = 405 mm. B = 125 mm. ℓ1 = 115 mm. ℓ2 = 250 ℓ = 98 mm. b = 26 mm.	
L.D191 N DS		Plowshare	Plowshare cutter D191DS L = 405 mm. B = 125 mm. ℓ1 = 115 mm. ℓ2 =250 ℓ = 98 mm. b = 26 mm.	
L.RR4		Plowshare	Plowshare RR4 L = 380 mm. B = 125 mm. ℓ1 = 100 mm. ℓ2 = 200 ℓ = 80 mm. b = 26 mm.	
L.RR4 N		Plowshare	Plowshare encrusted RR4N L = 125 mm. B = 380 mm. ℓ1 = 100 mm. ℓ2 = 200 ℓ = 80 mm. b = 26 mm.	
P751 - 755M		Plowshare	Plowshare 755 L = 353 mm. B = 125 mm. ℓ1 = 127 mm. ℓ2 =254 ℓ = 70 mm. b = 24 mm.	
P751 - 755NM		Plowshare	Plowshare 755 N L = 353 mm. B = 125 mm. ℓ1 = 127 mm. ℓ2 =254 ℓ = 70 mm. b = 24 mm.	










Part №	PLOWSHARE			
	Original Part №	Item name	Item description	
Wearing parts for ploughs				
L.PN2x25		Plowshare	Plowshare PN 2x25 L = 230 mm. B = 115 mm. ℓ1 = 120 mm. ℓ 2 = - ℓ = 70 mm. b = 20.5 mm.	
L.U 01.00.00D		Plowshare	Plowshare compatible with Unlu- right L = 346 mm. B = 212 mm. ℓ1 = 35 mm. ℓ2 = 199 ℓ = 46 mm. b = 88 mm. b2 = 51 mm. b3 = 44 mm.	
L.U 01.00.00DN		Plowshare	Plowshare compatible with Unlu- right N L = 346 mm. B = 212 mm. ℓ1 = 35 mm. ℓ2 = 199 ℓ = 46 mm. b = 88 mm. b2 = 51 mm. b3 = 44 mm.	
L.U 01.00.00L		Plowshare	Plowshare compatible with Unlu- left L = 346 mm. B = 212 mm. ℓ1 = 35 mm. ℓ2 = 199 ℓ = 46 mm. b = 88 mm. b2 = 51 mm. b3 = 44 mm.	
L.U 01.00.00LN		Plowshare	Plowshare compatible with Unlu- left N L = 346 mm. B = 212 mm. ℓ1 = 35 mm. ℓ2 = 199 ℓ = 46 mm. b = 88 mm. b2 = 51 mm. b3 = 44 mm.	






Part №	PLOWSHARE			
	Original Part №	Item name	Item description	
Wearing parts for ploughs				
Л.А 01.00.00		Plowshare	Plowshare compatible with Alper L = 315 mm. B = 245 mm. ℓ1 = 30 mm. ℓ2 = 152 ℓ = 70 mm. b1 = 29 mm. b2 = 28 mm.	
Л.А 01.00.00Л		Plowshare	Plowshare compatible with Alper - left L = 315 mm. B = 245 mm. ℓ1 = 30 mm. ℓ2 = 152 ℓ = 70 mm. b1 = 29 mm. b2 = 28 mm.	
Л.А 01.00.00 ДС		Plowshare	Plowshare compatible with Alper with cutter L = 315 mm. B = 245 mm. ℓ1 = 30 mm. ℓ2 = 152 ℓ = 70 mm. b1 = 29 mm. b2 = 28 mm. b = 71 mm.	
ЛВ 00.00.01		Plowshare	Plowshare compatible with Vogel L = 408 mm. B = 125 mm. ℓ1 = 104 mm. ℓ2 = 208 ℓ = 100 mm. b2 = 20 mm.	
Д.182 М.Д1		Cutter	Cutter - 182 М - Д1 L = 245 mm. B = 65 mm. ℓ1 = 40 mm. ℓ2 = - ℓ = 85 mm. b = 32,5 mm.	
113-0001		Share D 41	For Plough Body	
113-0002		Share D 42	For last Plough Body	




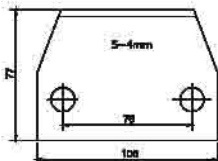








***WEARING PARTS FOR HARVESTER WORKING BODIES***

Part №	KNIVES SET ,HEADS, CLAMPS, THUMBS			
	Original Part №	Item name	Item description	
Cutting apparatus for mowers, silage and harvesters				
K.K 4,1m R23010000		Knives set	R23010000 L = 4,1 m.	
K.K 5m R23010000		Knives set	R23210000 L = 5 m.	
N.K. 2705-0.BCHS.21N		Knives set	BCHS with 21 knives L=1,60 m.	
N.K 16170 DON 1500B		Knives set	DON 1500B L=5,95 m.	
N.K 16170 DON-1		Knives set	DON without GN L=5,95 m.	
N.K 6m 4248 E516		Knives set	E516 L=6 m.	
N.K 6m 4248 E516-1		Knives set	E516 without GN L=6 m.	



Part №	KNIVES SET ,HEADS, CLAMPS, THUMBS			
	Original Part №	Item name	Item description	
Cutting apparatus for mowers, silage and harvesters				
N.K 6m 4248 E516		Knives set	E516	
N.K 7m 4241 E516		Knives set	E516	
N.K 4037-0.E281S		Knives set	E281S	
N.K 5.4m Class D106		Knives set	Class D106	
N.K Class-60N		Knives set	Class with 60 knives	
N.K Class MEGA-76N		Knives set	Class with 76 knives	
N.K Class-88N		Knives set	Class with 88 knives	
N.K-5.4m Class-68N-1		Knives set	Class with 68 knives without GN	
N.K-7.5m Class-100N-1		Knives set	Class with 100 knives without GN	




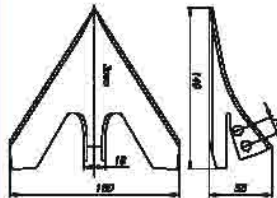
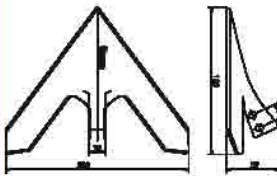
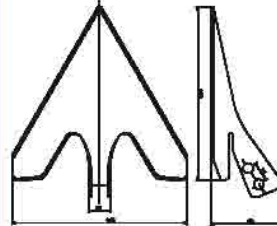
Part №	KNIVES SET ,HEADS, CLAMPS, THUMBS			
	Original Part №	Item name	Item description	
Cutting apparatus for mowers, silage and harvesters				
N.K 0203137230		Knives set	230 left L = 2,3 m.	
N.K.L 560.E280		Knives set	Left 0203137560 L=2,1 m.	
N.K.D 640 E280		Knives set	Right 0203137640 L=2,3 m.	
N.K MF 82H		Knives set	MF with 82 knives L=6,20 m.	
N.S 01		Knife	for beetle	
N.B 420 E280		Knife	for drum 2003745420	
N.P 900 E280		Knives piece	203028900	
G.N 4241 E516		Knife head	for E516	
G.N 16170 DONA		Knife head	for DON 1500A	
G.N.34.124.1 R230 NIVA		Knife head	for R 230 4,1m.	

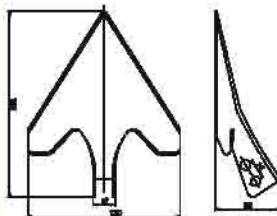

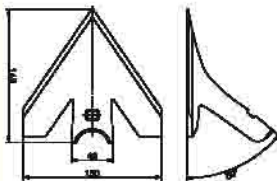
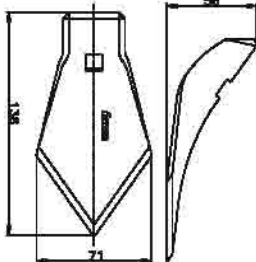
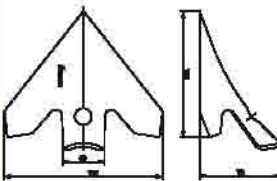
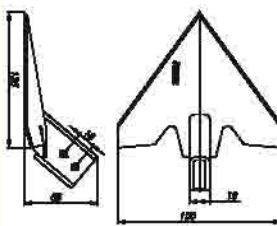
Part №	KNIVES SET ,HEADS, CLAMPS, THUMBS			
	Original Part №	Item name	Item description	
Cutting apparatus for mowers, allage and harvestors				
PR 0204636230		Blades Snuggle	For E516	
PR 5556031030		Blades Snuggle	For E302	
PL 5556031010		Blade Guide 1010	For E280, E516, E302	
PL 560-09		Thumb	560-09	
P.D-D 00.00.01		Thumb	Double thumb for D106	
P.D-AK 00.00.01		Thumb	Double thumb for AK	
P.ED-NIVA 00.00.01		Thumb	Single thumb for Niva	
P.D-MF 00.00.01		Thumb	Thumb for MF	
P.D-BCHS 00.00.01		Thumb	Double thumb BCHS 1	
P.D-BCHS 00.00.02		Thumb	Double thumb BCHS 2	
P.ED -E516 00.00.01		Thumb	Single thumb E516	

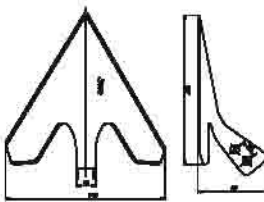
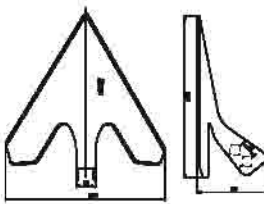
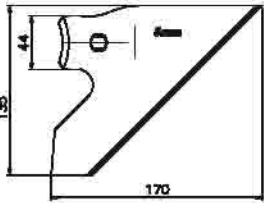
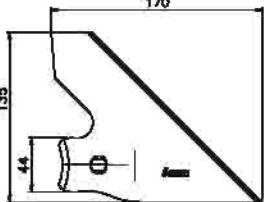
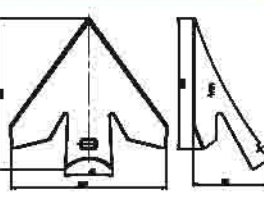
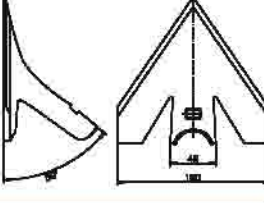
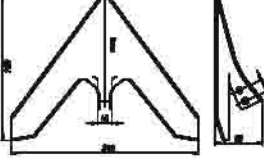


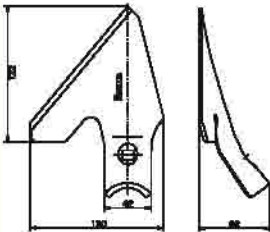
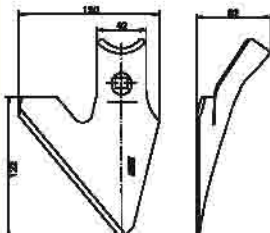
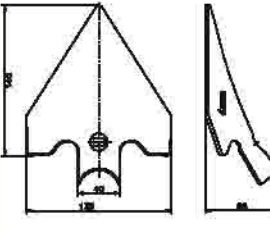
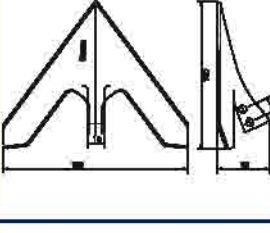
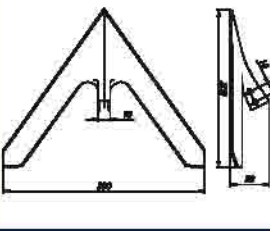
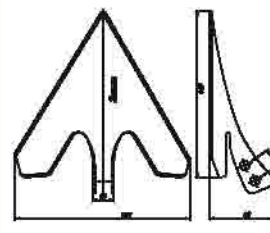
***WEARING PARTS FOR CULTIVATORS***



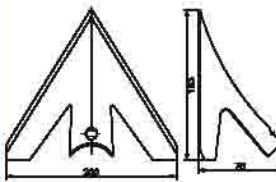
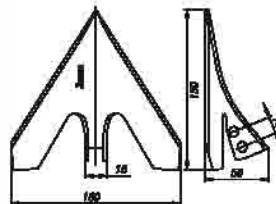




Part №	WEARING PARTS FOR CULTIVATORS			
	Original Part №	Item name	Item description	
LEG HOLDER - Designed for installation for the leg of a cultivator.				
212-0001		Leg Holder	Leg Holder two-sided	
212-0002		Leg Holder	Leg Holder one-sided	
212-0004		Leg Holder	Leg Holder two-sided 300 mm.	
Part №	WEARING PARTS FOR CULTIVATORS			
	Original Part №	Item name	Item description	
LEGS - Spare parts for cultivators.				
PR1002-0003	DS 16S	Leg	Compatible with: HATZENBICHLER, FELDHERR, HEGER, ACCORD Leg two-sided 160 mm. and angle 30°	
PR1002-0005	DS 20S	Leg	Compatible with: HATZENBICHLER, FELDHERR, HEGER Leg two-sided 200 mm. and angle 30°.	
PR1002-0002	D14	Leg	Leg two-sided 140 mm. and angle 30°.	



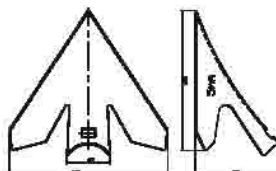
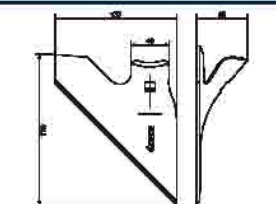
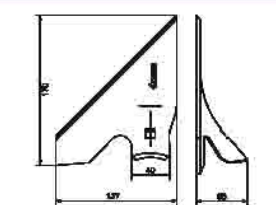
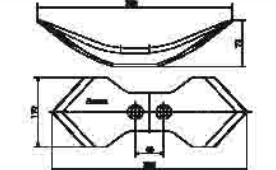


Part №	WEARING PARTS FOR CULTIVATORS			
	Original Part №	Item name	Item description	
LESS - Spare parts for cultivators.				
PR1002-0001	D12	Leg	Leg two sided 120 mm. and angle 30°.	
PR1002-0015	EI16	Leg	Compatible with: <b>HATZENBICHLER,</b> <b>FELDHERR</b> Leg one-sided left 160 mm.	
PR1001-0007		Leg	Compatible with: <b>HATZENBICHLER,</b> Leg two-sided 150 mm. and angle 50°	
PO 006	9105	Leg	Leg 70 mm.	
PR1001-0001	9421	Leg	Leg two-sided 150 mm.	
PR1001-0003	9456150	Leg	Leg two-sided 150 mm.	

Part №	WEARING PARTS FOR CULTIVATORS			
	Original Part №	Item name	Item description	
LEGS - Spare parts for cultivators.				
PR1002-0017		Leg	Leg two-sided 140 mm. and angle 50°	
PR1002-0018		Leg	Leg two-sided 160 mm. and angle 50°	
PR1001-0004	9422	Leg	Leg one-sided right 130 mm.	
PR1001-0005	9423	Leg	Leg one-sided left 130 mm.	
PR1001-0009	105d	Leg	Leg two-sided 160 mm.	
PR1001-0008	106d	Leg	Leg two-sided 180 mm.	
PR1002-0006	DS24S	Leg	Leg two-sided 240 mm. and angle 30°	

Part №	WEARING PARTS FOR CULTIVATORS			
	Original Part №	Item name	Item description	
LEGS - Spare parts for cultivators.				
PR1002-0013		Leg	Compatible with: EINBOCK, REGENT Leg one-sided left 120 mm.	
PR1002-0012		Leg	Leg one-sided right 120 mm.	
PR1001-0012	1019785	Leg	Compatible with: KONGSKILDE Leg two-sided 135 mm.	
PR1002-0004	DS18S	Leg	Compatible with: SCHMOTZER Leg two-sided 180 mm. and angle 30°	
PR1002-0007	DS30S	Leg	Leg two-sided 300 mm. and angle 30°	
PR1002-0019	S14S	Leg	Leg two-sided 140 mm.	



Part №	WEARING PARTS FOR CULTIVATORS			
	Original Part №	Item name	Item description	
LEGS - Spare parts for cultivators.				
PR1002-0008		Leg	Leg two-sided 200 mm.	
PR1002-0010	Hr16	Leg	Compatible with RAU Leg two-sided 160 mm. and angle 38°	
211-0001	211-0001	Leg	Leg two-sided 250 mm.	
211-0005	211-0005	Leg	Leg two-sided 330 mm.	
211-0004	211-0004	Leg	Leg two-sided 290 mm.	
211-0008	211-0008	Leg	Leg two-sided 300 mm.	

Part №	WEARING PARTS FOR CULTIVATORS			
	Original Part №	Item name	Item description	
LEGS - Spare parts for cultivators.				
211-0013	211-0013	Leg	Leg one-sided left	
211-0011	211-0011	Leg	Leg one-sided right	
PR1001-0010	106D	Leg	Compatible with: <b>FELDHERR</b> Leg two-sided 180 mm. and angle 50°	
PR1001-0015		Leg	Compatible with: <b>HATZENBICHLER</b> Leg one-sided right 130 mm. and angle 50°	
PR1001-0016		Leg	Compatible with: <b>HATZENBICHLER</b> Leg one-sided left 130 mm. and angle 50°	
PR1001-0013		Leg	Compatible with: <b>BLATTFEDERZINKEN</b> Leg two-sided 110 mm.	
PR1002-0009	S16S	Leg	Compatible with: <b>SCHMOTZER</b> Leg two-sided 160 mm. and angle 40°	
PR1002-0011	Hr20	Leg	Leg one-sided right	









***WEARING PARTS FOR MILLING MACHINES***





Part №	WEARING PARTS FOR MILLING MACHINES			
	Original Part №	Item name	Item description	
Wearing parts for earth moving milling machine.				
PR-01.00.02		Wearing parts for milling machine X1-F	40x4x197x50	
X2-00.00.02		Wearing parts for milling machine X2	46x4x210x65	
X3-00.00.02		Wearing parts for milling machine X3	46x4x210x80	
MFK-04.00.02		Wearing parts for milling machine left	40x4x205x55	
051.474.000		Wearing parts for milling machine right R	46x6x195x70	
072.060.001		Wearing parts for milling machine right R	46x6x217x80	
072.059.001		Wearing parts for milling machine left R	46x6x217x80	
MK1S-00.00.01		Wearing parts for milling machine left	24x5x197x62	
MK1S-00.00.02		Wearing parts for milling machine right	24x5x197x62	





## ***SNOW PLOUGHS***

Item. №	SNOW-PLOUGHS			
	Original Item №	Item name	Item description	
Designed for clearing the snow from roadways. Attached to the coupling device of a tractor or a truck.				
D.S - 2.5m MT3		Snow plougher	L = 2.5 m for MT3	
D.S - 3m MT3		Snow plougher	L = 3 m for MT3	
D.s - 3m Tr.P		Snow plougher	L = 3 m Front board for truck with no suspension	
D.S - 3m BX		Snow plougher	L = 3 m with a rotating hidraulic system	
D.S.K.B.O - 3M		Snow plougher	L = 3m Front board for trucks with no front suspension	
D.S - 3.5m K		Snow plougher	L = 3.5m for truck	

Item. №	SNOW-PLOUGHS			
	Original Item №	Item name	Item description	
Designed for clearing the snow from roadways. Attached to the coupling device of a tractor or a truck.				
D.S.3		Snow plougher	DS back set	
O.3.K		Suspension	Suspension for truck	
O.D.S.R - 3.5m K		Suspension	Suspension for DS 3.5 m with rack suspension to a truck	
O.D.S.H - 3m Tr.		Suspension	Suspension for DS 3.5 m with rotating hydraulic system to a tractor	
R.O.S.D.K.I		Frame	Frame for suspension of DS for a truck	